

HS22 track

HS22 track is made for systems:
 HS22.40, HS22.40/R (page 139),
 HS22.50/R (page 140) and
 HS22.60/R (page 141).

For boats up to 40 ft and
 racing boats from 40 to 60 ft

Mod. HS22.13 END FITTING

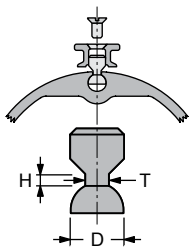
Made in plastic; should be attached to the mast with 2 X 5 mm screws.

Mod. HS22.12 JOINT

In order to ensure proper alignment the sections of the track can be jointed together with a nylon fitting; track joint is supplied with 2 screws.

SLUGS

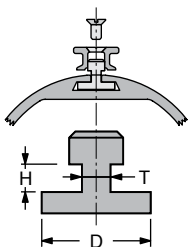
7 standard models for round or flat grooves are available; custom slugs are made on request; the slugs are provided in kits of 17 pieces (17 slugs and 17 screws); each kit includes enough parts to attach 2 m of track with 120 mm hole spacing. Screws should always be fixed using Loctite 222.



SLUGS - ROUND GROOVE

MODEL	T mm	D mm	H mm
HS22.04R	3.9	8.7	2.0
HS22.05R	4.7	9.5	2.0

5 x Ø10 mm screws



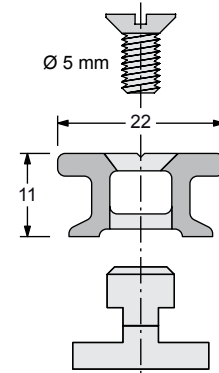
SLUGS - FLAT GROOVE

MODEL	T mm	D mm	H mm
HS22.05F	4.7	18.0	4.6
HS22.08F	7.8	20.0	4.6
HS22.10F	9.8	20.0	2.0
HS22.12F	11.8	24.0	3.0
HS22.14F	13.6	24.0	3.0

5 x Ø10 mm screws

Mod. HS22.15 INSTALLATION TOOL

It is necessary to position the slugs with the mast in vertical position (with track mod. HS22.221 and HS22.222).



TRACK

The TRACK is an aluminium extrusion hard black anodized and teflon coated. Weight = 0.34 kg/m

MODEL	HOLE SPACING	LENGTH
-------	--------------	--------

DIRECT MOUNTING

HS22.311	120 mm	3 m
HS22.312	60 mm	

SLUG MOUNTING VERTICAL MAST

HS22.221	120 mm	2 m
HS22.222	60 mm	

SLUG MOUNTING HORIZONTAL MAST

HS22.321	120 mm	3 m
HS22.322	60 mm	

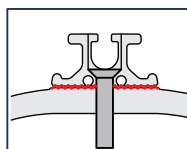
Direct mounting requires drilling and tapping holes in the mast, slug mounting does not.

120 mm hole spacing for 40-50 ft boats,
 60 mm hole spacing for 50-60 ft boats.

Mod. HS22.11 LOADER

It allows the cars to be loaded and unloaded easily; the loader includes a stop pin which provides 2 positions: open and closed.

Fixing = 2 X 5 screws L = 176 mm
 Weight = 0.10 kg



The HS22 is also available in the glued version, which is particularly suitable for carbon masts. Tracks and accessories on the following pages.

HS22.carbon track

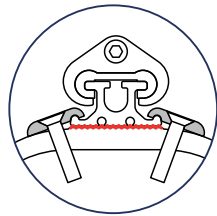
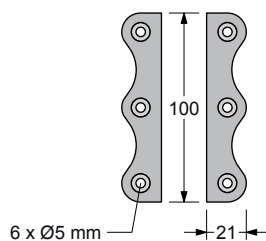
For racing boats
from 40 to 60 ft

Mod. HS22.03 **END FITTING**

Made in plastic; should be attached to the mast with 2 X 5 mm screws.

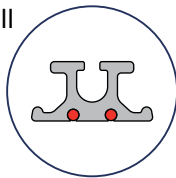
Mod. HS22.05 **SIDE PLATES**

Fixing can be improved, on most loaded zones (mast head and reefing positions), with 2 alu side plates screwed to the mast.



Mod. HS22.02 **TRACK JOINT**

Connection of different sections will be done with 2 s.steel pins.



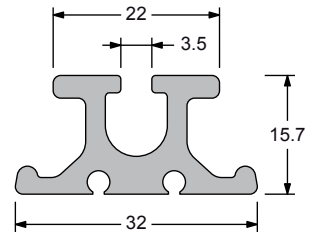
Mod. HS22.01 **LOADER**

It allows the cars to be loaded and unloaded easily; the loader includes a stop pin which provides 2 positions: open and closed.
L = 500 mm Weight = 0.30 kg

GLUED TRACKS

Wide base profiles for secure strong gluing, particularly suitable for carbon masts. Use for gluing "SP SYStem Spabond 345" or similar.

These tracks always have bolt-rope groove.



Mod. HS22.330

TRACK FOR CARBON FIBER MAST

Aluminium profile hard black anodized and teflon coated. Weight = 0.56 kg/m
It's available in 3 m sections.

FIXING

The track will be glued to the mast (SP SYSTEM - SPABOND 345). For an easier gluing each track is fixed with 3 positioning screws.

